



# Atomic Assessments

## Overview

Atomic Assessments is a tightly integrated add on for your LMS which supports sophisticated formative and summative assessments using over 60 question types, multi-part questions, and detailed analytics. This external tool can be used to create stand alone tests or you can use it to insert interactive activities directly into pages.

- ✓ **Accessible** - WCAG 2.1 AA Compliant
- ✓ **Private and secure** - FERPA Compliant
- ✓ **Tight LMS integration** - LTI Tool
- ✓ **Affordable** - training and support included
- ✓ **Dependable** - we've offered LMS addons for the past 11 years

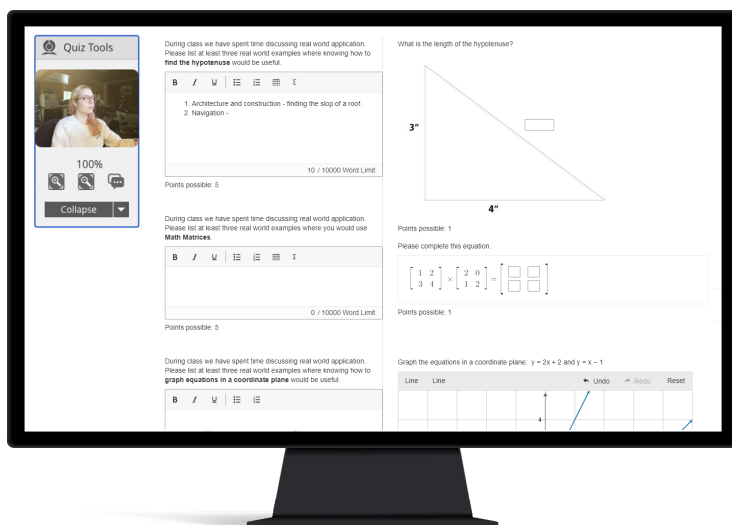
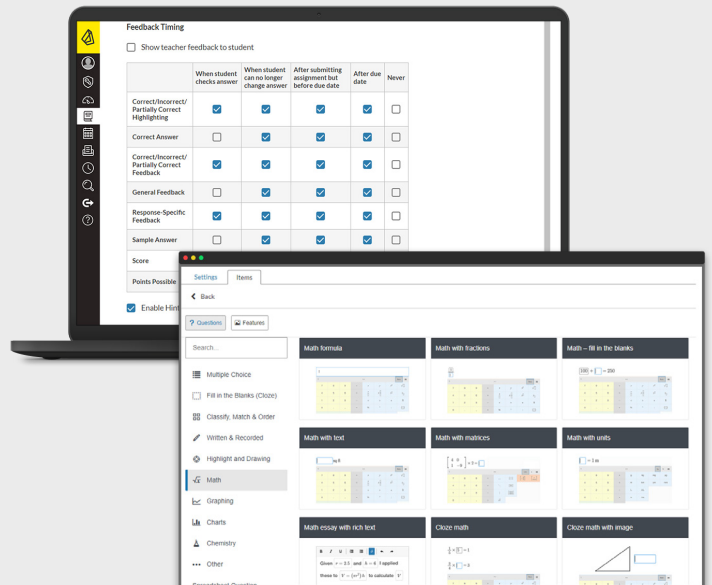
## Author

### Easy to Learn and Use

- Intuitive interface with minimal training required
- Import existing QTI to use content you already have

### Professional Authoring Workshop

- Generate assignments from item banks
- Offer multiple attempts for individual questions
- Dynamic learning algorithms with adaptive testing options
- Use data tables to vary content to prevent cheating



## High Stakes Tests

### High Security

- **Proctoring** - Integration with Proctorio including over 30 customizable settings.
- **Timed Exams** - Automatic or proctor forced submission.
- **Secure** - Server side grading.

### Customized Settings

- **Penalties** - Allow students to check answers and penalize them for guessing.
- **Settings** - Use fine grained assignment settings to meet specific needs.
- **Student Accomodations** - Override settings for specific students.

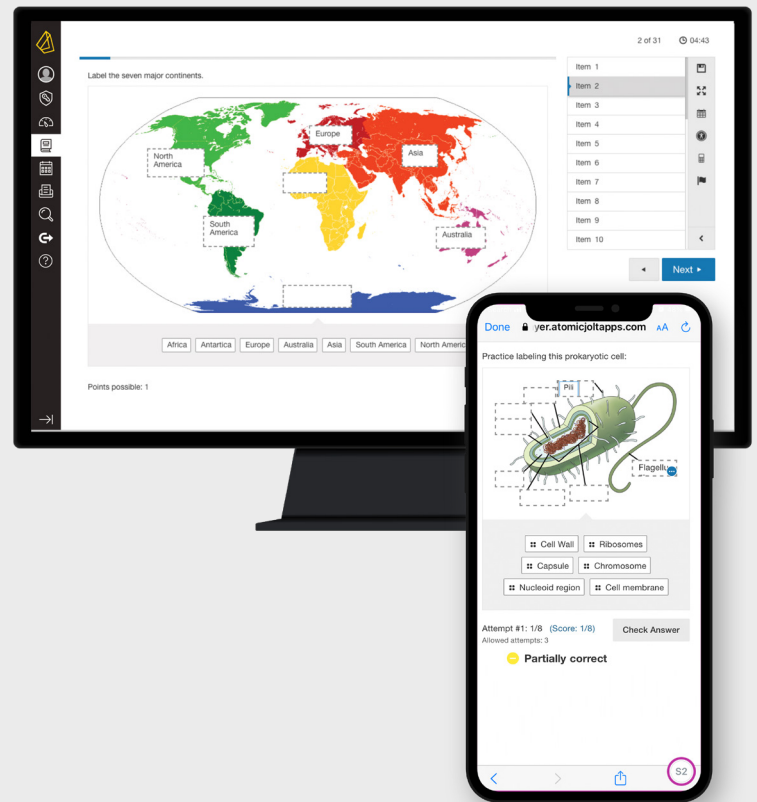
# Interactive Activities

## Boost Student Engagement

- **Embed activities** - Insert interactive activities into content pages.
- **Feedback control** - Control the content and timing of feedback.
- **Practice** - Allow unscored attempts, control number of attempts, self-check, review and more.
- **Facilitate effective learning** - Response specific feedback, hints, sample answers.

## Time Effective for Teachers

- **Low grading burden** - Over 40 auto-graded question types.
- **Meet student needs** - Tightly integrated with Speedgrader™ and easy, detailed reporting available for each assignment and student (see Analyze section).
- **Collaboration** - Ability to copy and share content across your Canvas instance.
- **Consistency** - Create template assignment settings on a course or institution level.



# Analyze

- Seamless Gradebook and Speedgrader™ integration.
- Get powerful insights on student performance at both an individual and group level.
- Detailed reporting on student performance, item statistics, learning outcomes and response patterns.
- Quickly identify learners that have mastered material or need additional support.
- Statistical measures and ability to drill down to find solutions.

Reports: Population Growth

STUDENT	TIME SPENT	SCORE	Item 1	Item 2: Tropic Fra.	Item 3: Tropic Fra.	Item 4: Tropic Fra.	Item 5
James Ansel	1h 13m	80%	1	0.3	2	2	1
James Ansel	30m	100%	1	1	1	1	1
Chelsea Borst	55m	40%	0.3	1	1	1	1
Katrina Delaney	1h 2m	30%	1	0	0	1	1
Katrina Delaney	1h 22m	100%	1	1	2	2	1
John Hubert	1h 7m	75%	0	1	2	2	0.6
Terry Ingenito	1h 31m	80%	0.3	1	2	2	1
AVERAGE	1h 3m	78.33%	76.67%	76.67%	100%	60%	100%
MEDIAN	1h 2m	75%	100%	70%	100%	60%	100%

Reports: Population Growth

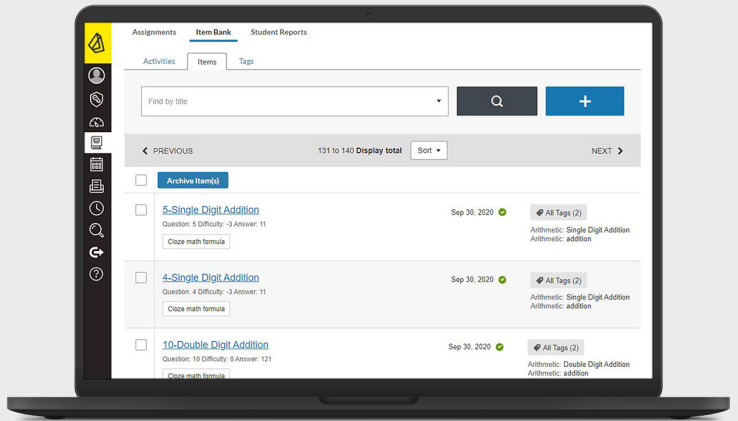
STUDENT	10. Shape and the...	10.5. Measuring mass	ACMG010	ACMG011	ACMG012	ACMG013	ACMG014	ACMG015
Carlos Sainz	81%	89%	83%	88%	88%	100%	100%	100%
Charles Leclerc	74%	89%	80%	90%	100%	100%	83%	75%
Sherrin Mackleberry	84%	85%	83%	90%	63%	83%	100%	75%
Nelson Muntz	80%	87%	93%	100%	75%	100%	100%	100%
Terr Mackleberry	70%	76%	85%	88%	67%	75%	83%	75%
Lewis Clark	74%	82%	85%	88%	100%	75%	100%	83%
Adrian Below	80%	79%	71%	70%	88%	67%	83%	100%
Terr Mackleberry	70%	84%	83%	70%	50%	100%	83%	75%
Martin Prince	80%	72%	64%	30%	63%	67%	83%	100%

Reports: Comprehensive Final

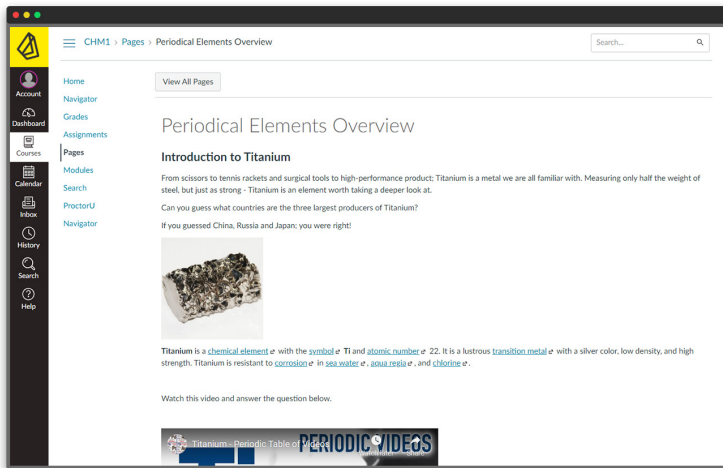
STUDENT	TIME SPENT	STATUS	SENT TO GRADEBOOK	ATTEMPTS	POINTS
Ember Combs	10m	Completed	Yes	2	34.41/36 (95.57%)
Malakal Dalton	2m	Completed	Yes	2	2.63/36 (7.29%)
Makenna Elliott	4m	Completed	Yes	2	33.47/36 (92.97%)
Annie Goodman	55s	Completed	No	1	32.24/36 (89.56%)
Matthew Hatfield	47s	Completed	No	1	21.62/36 (60.05%)
Justin Henson	46s	Completed	No	1	24.72/36 (68.67%)
Addison Hunt	45s	Completed	No	1	6.49/36 (18.02%)
June Jacobson	47s	Completed	No	1	23.5/36 (65.27%)
Ryder Knight	53s	Completed	No	1	28.01/36 (77.81%)
Eva Leblanc	47s	Completed	No	1	26.79/36 (74.41%)
Kali Logan	51s	Completed	No	1	23.31/36 (64.75%)

## Enabling Publishers

- **Seamless Transfer** - Deliver LMS ready-to-use courses or standards aligned item banks that teachers can assign to students.
- **Flexibility** - Lock content or allow teachers to customize and create their own sophisticated assessments.



*From This*

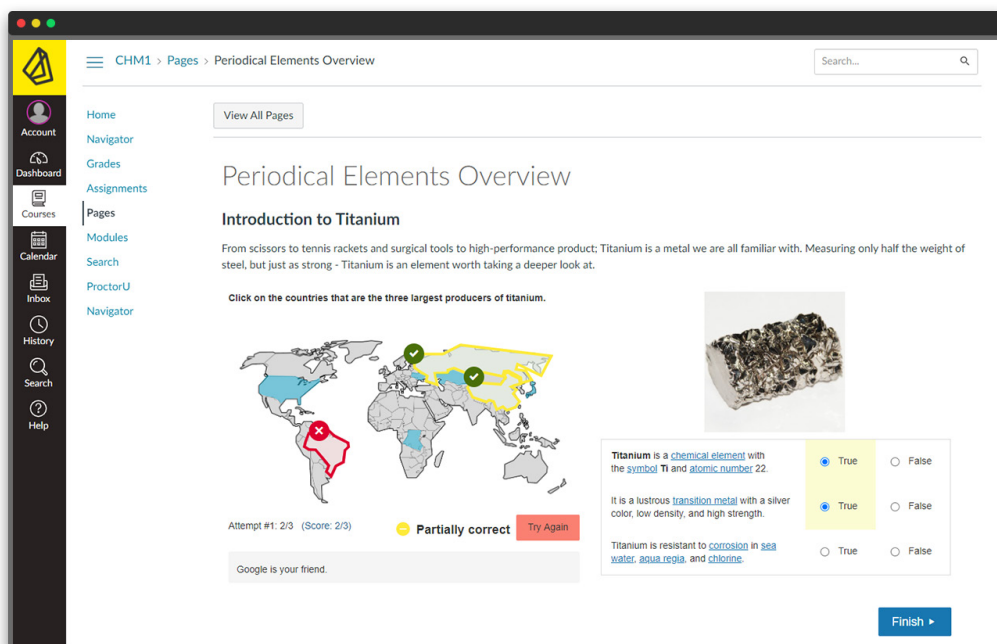


## Transform Your Canvas

Tackle virtual class boredom, boost learner engagement and success by including a variety of different learning styles by using over 60 different question and feature types in your Canvas pages, assignments and assessments.



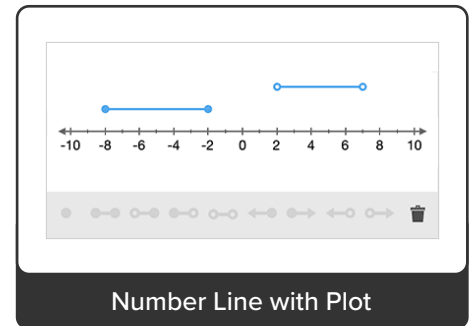
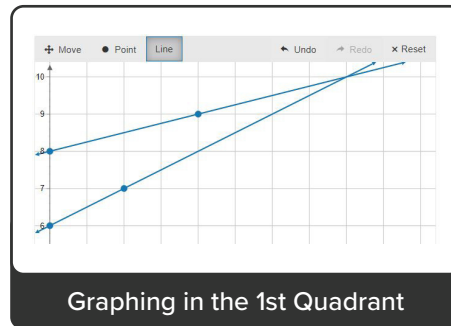
**To This!**



# Atomic Assessments Question Types

## Graphing

- Standard Graphing
- Graphing in the 1st quadrant
- Number line with drag & drop
- Number line with plot



Math with Matrices

Math Essay with Rich Text

Cloze Math

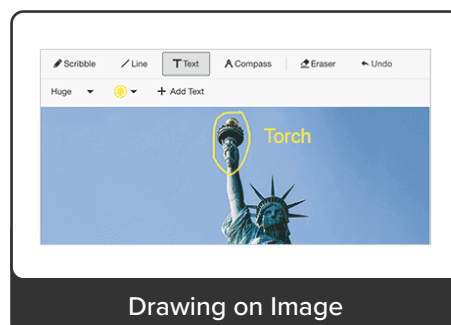
Cloze Math with Image

## Math

- Math formula
- Math with fractions
- Math - fill in the blanks
- Math with text
- Math with matrices
- Math with units
- Math essay with rich text
- Cloze math
- Cloze math with image
- Math question generator

## Highlight & Drawing

- Highlight image
- Drawing on image
- Shading grid
- Token highlight
- Hotspot



Token Highlight

## Fill in the Blanks (Cloze)

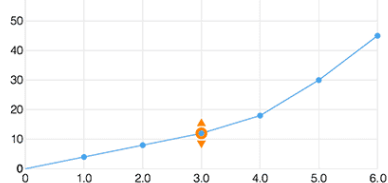
- Cloze with drag & drop
- Cloze with drop-down
- Cloze with text
- Label image with drag & drop
- Label image with drop-down
- Label image with text



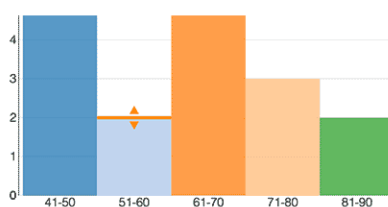
Cloze with Text



Label Image with Text



Line Chart



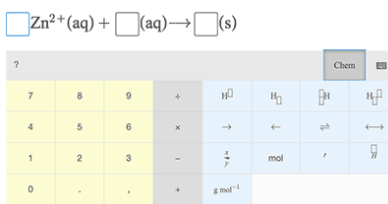
Histogram

## Charts

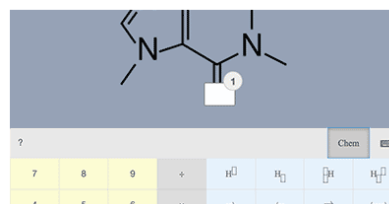
- Bar chart
- Line chart
- Histogram
- Dot plot
- Line plot

## Chemistry

- Chemistry formula
- Cloze chemistry
- Chemistry essay with rich text
- Cloze chemistry with image



Cloze Chemistry



Cloze Chemistry with Image

What is the **capital city** of England?

- A Dublin
- B London
- C Liverpool

Multiple Choice - Block Layout

	True	False
Sydney is the capital of Australia	<input type="radio"/>	<input checked="" type="radio"/>
Darwin is located in Queensland	<input type="radio"/>	<input checked="" type="radio"/>
Australia has over 23 million people	<input checked="" type="radio"/>	<input type="radio"/>

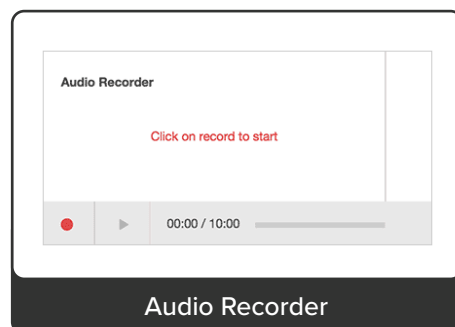
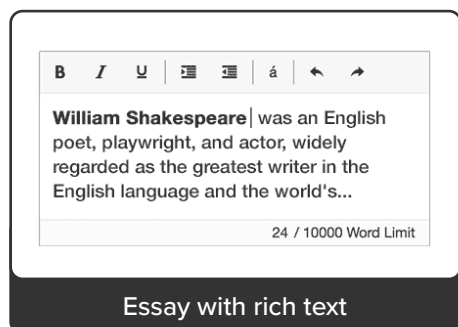
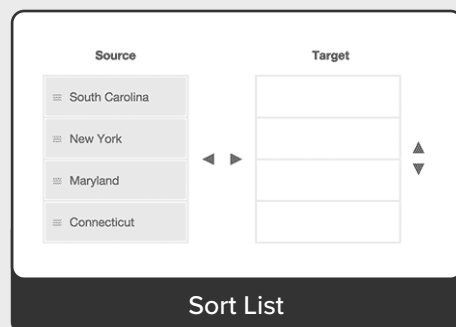

Choice Matrix - Standard

## Multiple Choice

- Multiple choice - standard
- Multiple choice - multiple response
- True or false
- Multiple choice - block layout
- Choice matrix - standard
- Choice matrix - inline
- Choice matrix - labels

## Classify, Match & Order

- Classification
- Match list
- Order list
- Sort list

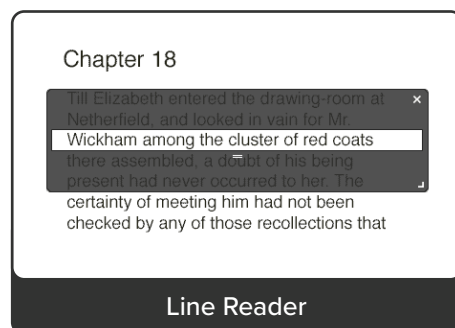
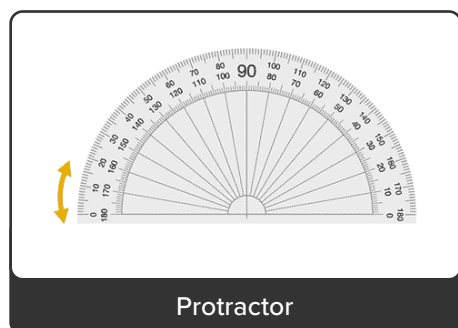
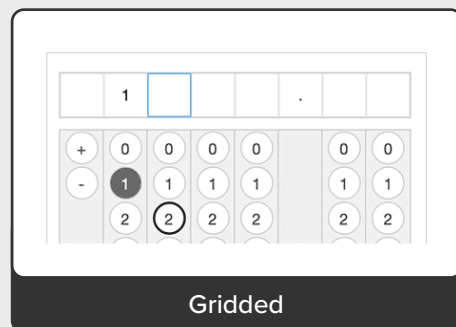
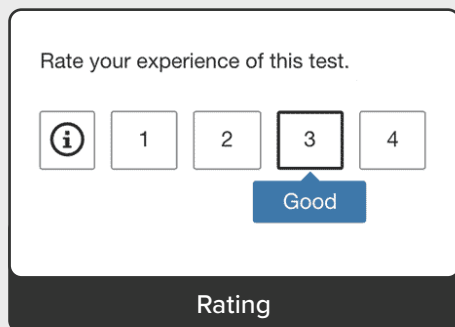


## Written & Recorded

- Essay with rich text
- Essay with plain text
- Short text
- Audio recorder
- Regular expression short text

## Other

- File upload
- Image annotation upload
- Rating
- Gridded



## Tools

- Protractor and Ruler
- Image tool
- Calculator and Scientific Calculator
- Audio player
- Passage
- Video player
- Line reader